



**USAID**  
FROM THE AMERICAN PEOPLE

# Dashboard development and implementation for USAID local partners: *Preparing and presenting operational and analytic dashboards*

---

Andres Montaner

Senior Monitoring & Evaluation Manager, Right to Care

March 23, 2023

**ASAPII**

ACCELERATING SUPPORT TO ADVANCED LOCAL PARTNERS II

# A FEW QUICK NOTES

1. Welcome Local Partners – **tell us where you're from in the chat.**
2. Please use the **Q&A box to ask any questions** and the chat box for answering questions asked by the presenters.
3. We have a few **polls** during the webinar today. They will pop up on your screen.
4. The presentation for today's webinar will be saved on ASAP's website at **[www.intrahealth.org/asap-resources](http://www.intrahealth.org/asap-resources)**



**USAID**  
FROM THE AMERICAN PEOPLE

**Rapidly** prepare Local Partners to have the capabilities and resources to serve as Prime Partners for USAID/PEPFAR programming, in compliance with USAID and PEPFAR procedures, for PEPFAR program implementation in FY 2022 and 2023.

**70% of USAID PEPFAR funding to local prime partners.**

## — STRATEGIC OBJECTIVES

1. Strengthen Local Partners as they transition to receive PEPFAR funding as a USAID Prime Partner to comply with regulations.
2. Prepare Local Partners to directly manage, implement, and monitor PEPFAR programs, and maintain consistent PEPFAR program achievement and quality.

**ASAPII**

ACCELERATING SUPPORT TO ADVANCED LOCAL PARTNERS II

## KEY RESULTS from ASAP I & II

**ASAP has supported**  
**126** local organizations  
in **18** countries

**113** local partner organizations

**13** local government partners



# CURRENT ASAP II-SUPPORTED COUNTRIES

**Angola**

**Cameroon**

**Côte d'Ivoire**

**DRC**

**eSwatini**

**Ethiopia**

**Lesotho**

**Malawi**

**Namibia**

**Nigeria**

**South Sudan**

**Uganda**

**Zimbabwe**

**ASAP I  
additional countries:**

Kenya

Mozambique

South Africa

Tanzania

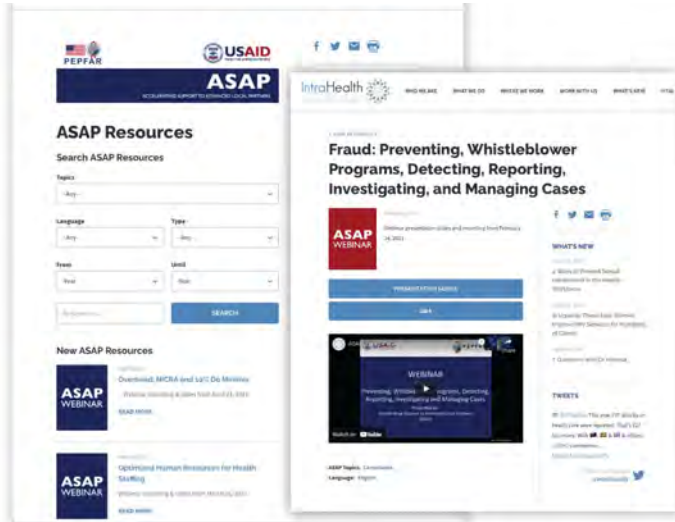
Zambia

**18 TOTAL  
COUNTRIES**

## ON-DEMAND WEBINARS

USAID/ASAP has broadcasted **86 webinars** for more than **19,000 attendees** in **76 countries**.

Find past webinars on ASAP's web page [www.intrahealth.org/asap-resources](http://www.intrahealth.org/asap-resources)



# AVAILABLE IN 3 LANGUAGES

Choose your **language**  
**or topic.**

Featuring webinars in  
**French, English, and**  
**Portuguese.**

Topics

- Any -

Language

- Any -

Type

- Any -

From

-Year

Until

-Year

By Keywords...

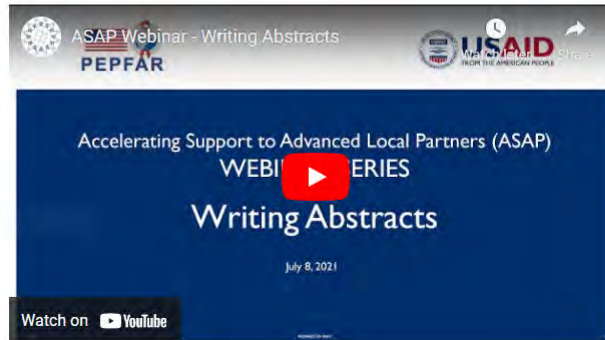
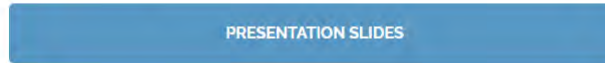
SEARCH

## Writing Abstracts



July 2021

Webinar recording and presentation notes from July 8, 2021.



### WHAT'S NEW

July 26, 2021

What Does It Take to Keep HIV Services Available in Tanzania during COVID-19?

July 08, 2021

Quality Improvement: The Quiet Hero of Global Health Programs

July 02, 2021

New Regional Advisors Will Guide Frontline Health Workers Coalitions' Policy and Advocacy Work

### TWEETS

Safina meets w/ expectant mothers (who often walk 5+ kms to see her) during #COVID19. Our

**Download a pdf**  
of the presentation.

**Watch a recording**  
of the webinar.



# UPCOMING ASAP II WEBINARS

## Path to Prime Webinar Series

### **Portuguese-language**

*Desenvolver Conselhos de Administração Extremamente Eficazes – **Mar 30***

### **French-language**

*Développement des affaires: Partage des meilleures pratiques de la Préparation au RFA (demande d'application) à l'après soumission d'une opportunité financière – **Apr 6***

### **English-language**

*Advanced Analytics for Data Driven Decision Making & Action – **Apr 13***

*Practical Application GIS Methods & Tools to Guide Spatial Targeting & Micro-Planning – **Apr 20***

**[www.intrahealth.org/upcoming-asap-webinars](http://www.intrahealth.org/upcoming-asap-webinars)**

## TODAY'S PRESENTER


# Andres Montaner

*Senior Monitoring & Evaluation Manager*

**Right to Care**, a South Africa-based USAID Local Partner and ASAP II Consortium Partner

# Overview

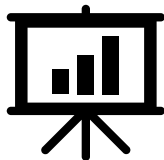
**Data Sources**



**Data Submission**



**Visualization Options**



**Tutorials**

- Data validation template in Excel
- Data visualization in PowerBI

# Data sources

## Paper

- Facility Registers
- Ministry of Health Reports
- Notepads

## Software (Excel)

- No network requirement
- Visualizations within a template
- Validations within a template



## Direct online capturing through desktop or smart device/tablet

- Website for data input and direct import
- Automated data capturing
- DATIM or DHIS2 (The District Health Information 2 Software)

# Data submission methods

## Manual data processing

- Physically collecting files
- Email or WhatsApp message submissions

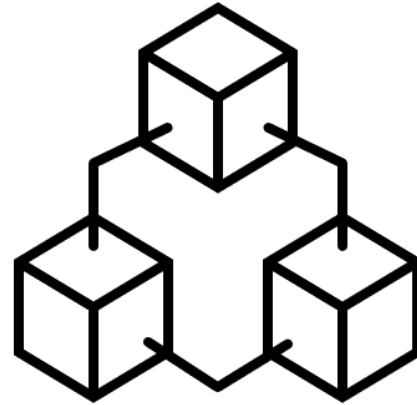
## Network database

- Secure File Transfer Protocol (SFTP)
- Email submissions

## Direct online capturing

- Website for data input and direct import (Web forms, built in import procedures)
  - Ex: DATIM, DHIS2...

Most data processing tools are a combination of these 3, depending on the available resources at data submission, review, and interaction levels




# Data verification methods

## Verification formulas


- Template verifications (Demo 1)
- Live online capturing verifications
  - Data integrity checks and data queries

## Manual hierarchy approvals

- Manager review
  - Physical or software
- Data access rights and user authorization (also built within DHIS2)



# POLL #1



Question 1: **How can validations be built into an Excel template?**

- a. Network
- b. Formulas
- c. Review
- d. SFTP

Question 2: **What is NOT a discussed method of data SUBMISSION?**

- a. Physically carrying records
- b. Email
- c. Online capturing
- d. Verbal confirmation

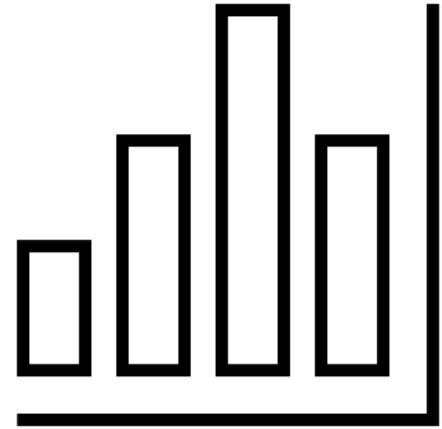
# Data visualization software

## Growing field of data analysis

- Excel, Looker, DOMO, Tableau, **PowerBI**, Databox

## Assess organization software and program requirements

- Reporting vs internal reviews
- Visualization
  - Excel Pivots (**Demo 2**)
  - Power BI (**Demo 3**)






# **Data visualization- Demonstration Slides**

# Excel Validations

- Review validations tab in example template
  - Provides logic checks at data entry level
  - Data entry staff able to view “rule” in question and location of data in template to check data
- Creating a new sheet or table for validation formulas
  - Start formula with “=” then input validation formula
  - Ex:  $A1 = B1$ ,  $A1 > B1$ ,  $A1 = (B1+C1)$ ,  $(A1 + C1) <= (B1 + D1)$ ...
    - True or False will be displayed

	A	AC	AD	AE	AF	AG
1						
2						
3	ROW	Status	Status	Status	Status	Status
4	All 0=<2 Months (<2 Months)	TRUE	TRUE	TRUE	TRUE	TRUE
5	All 2-12 Months	TRUE	TRUE	TRUE	TRUE	TRUE
6	F 0=<2 Months (<2 Months)	TRUE	TRUE	TRUE	TRUE	TRUE
7	F 2-12 Months	TRUE	TRUE	TRUE	TRUE	TRUE
8	<1	TRUE	TRUE	TRUE	TRUE	TRUE
9	F 1-4	TRUE	TRUE	TRUE	TRUE	TRUE
10	F 5-9	TRUE	TRUE	TRUE	TRUE	TRUE
11	F 10-14	TRUE	TRUE	TRUE	TRUE	TRUE
12	F 15-19	TRUE	TRUE	TRUE	TRUE	TRUE
13	F 20-24	TRUE	TRUE	TRUE	TRUE	TRUE
14	F 25-29	FALSE	TRUE	TRUE	TRUE	TRUE
15	F 30-34	TRUE	TRUE	TRUE	TRUE	TRUE
16	F 35-39	TRUE	TRUE	TRUE	TRUE	TRUE
17	F 40-44	TRUE	TRUE	TRUE	TRUE	TRUE
18	F 45-49	TRUE	TRUE	TRUE	TRUE	TRUE
19	F 50+	TRUE	TRUE	TRUE	TRUE	TRUE
20	F 50-54	TRUE	TRUE	TRUE	TRUE	TRUE
21	F 55-59	TRUE	TRUE	TRUE	TRUE	TRUE
22	F 60-64	TRUE	TRUE	TRUE	TRUE	TRUE
23	F 65+	TRUE	TRUE	TRUE	TRUE	TRUE
24	F Unknown Age	TRUE	TRUE	TRUE	TRUE	TRUE
25	M 0=<2 Months (<2 Months)	TRUE	TRUE	TRUE	TRUE	TRUE
26	M 2-12 Months	TRUE	TRUE	TRUE	TRUE	TRUE

## POLL #2



3. What symbol is used to start a template validation formula?

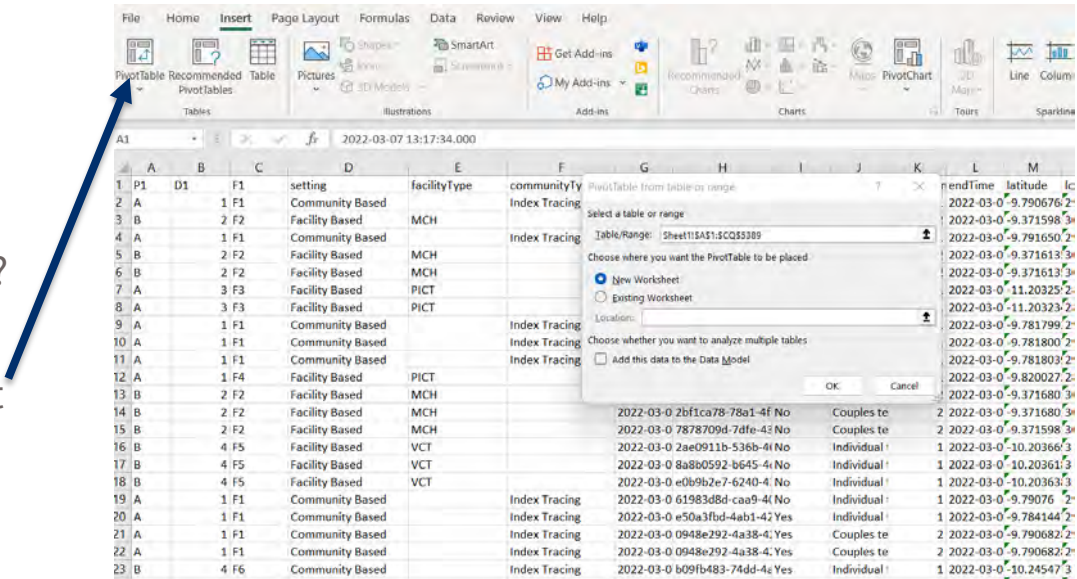
- a. \*
- b. #
- c. -
- d. =

4. Do you need to add a function to the formula, for “True/False” to be displayed?

- a. Yes
- b. No


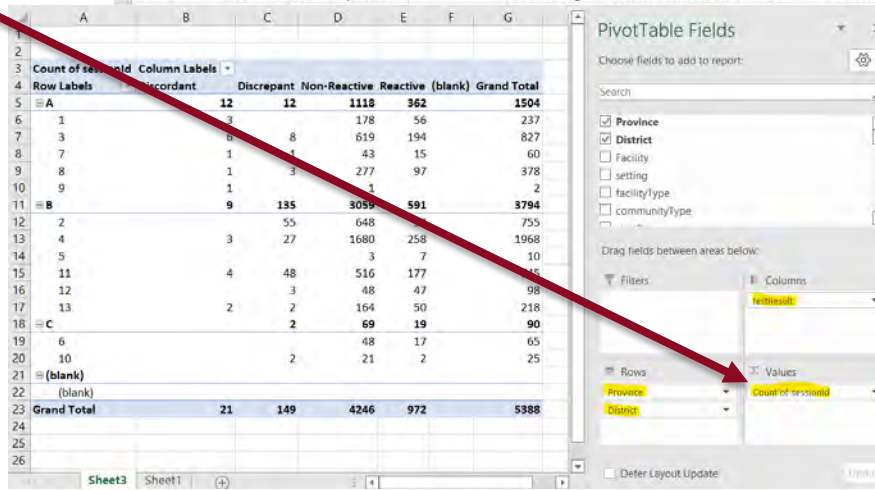
# Excel Visual

- Review data
  - What can be investigated?
- Pivot table
  - Highlight all data -> Insert Pivot on next sheet
  - Select unique ID
  - Troubleshoot tables



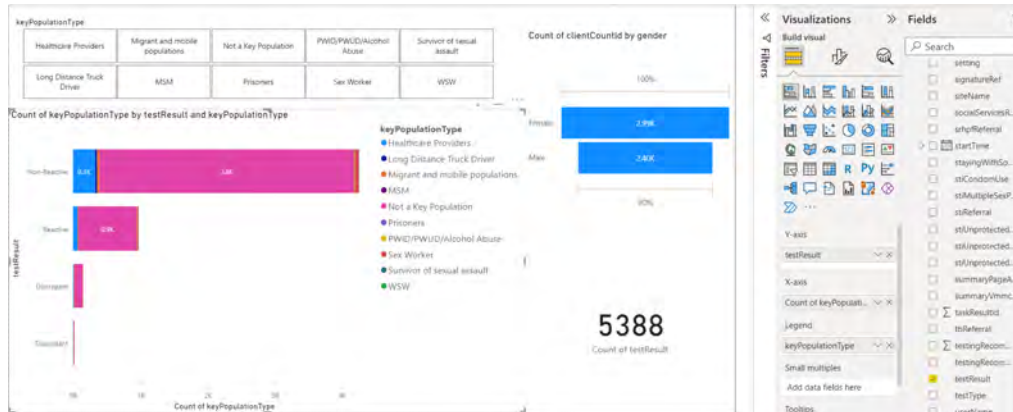
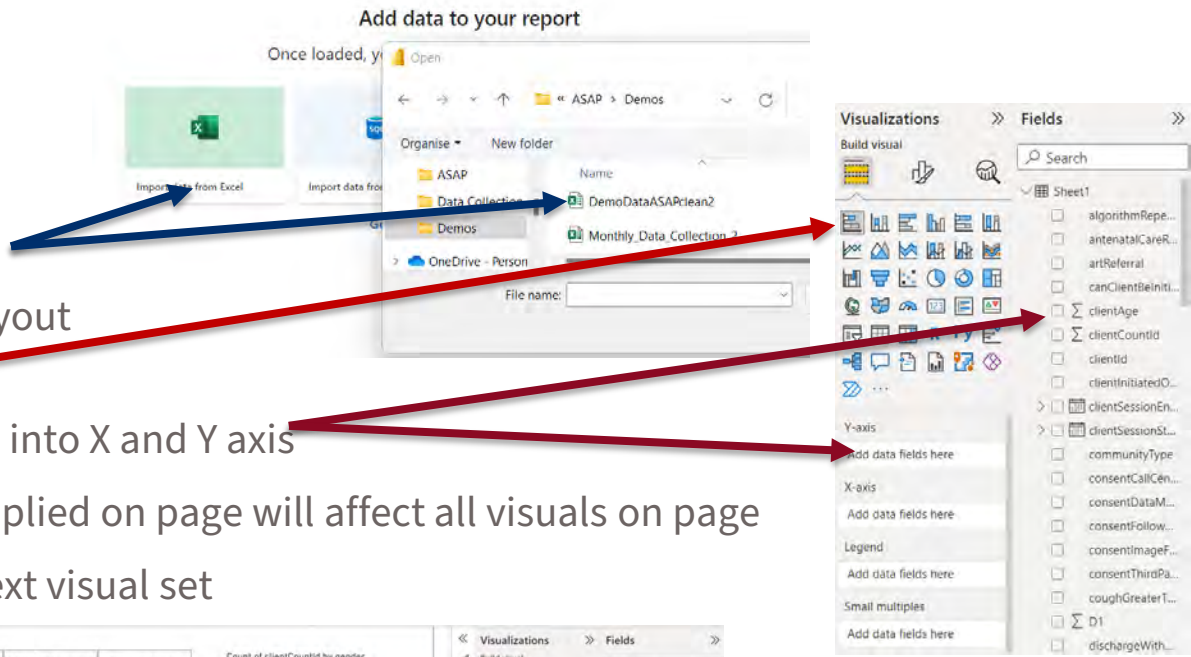
- Rows and columns
- Graphs
  - Insert -> Pivot Chart

- Troubleshoot graph types and indicator display options



# PowerBI Visual

- Select data source
  - Confirm data layout
- Select desired visual
  - Input indicators into X and Y axis
  - NOTE: Filters applied on page will affect all visuals on page
  - New page for next visual set



## — Questions?

*This publication is made possible by the support of the American people through the United States Agency for International Development (USAID) and the President's Emergency Plan for AIDS Relief (PEPFAR). The contents are the sole responsibility of IntraHealth International and do not necessarily reflect the views of USAID or the United States Government.*

